




OFFICE OF THE LIEUTENANT GOVERNOR

CERTIFICATE OF CREATION

I, Deidre M. Henderson, Lieutenant Governor of the State of Utah, hereby certify that there has been filed in my office a notice of creation for the CENTRAL SCHOOL DISTRICT located in UTAH COUNTY, dated FEBRUARY 12, 2025, complying with §53G-3-203, Utah Code Annotated, 1953, as amended.

Now, therefore, notice is hereby given to all whom it may concern that the attached is a true and correct copy of the notice of creation, referred to above, on file with the Office of the Lieutenant Governor pertaining to the CENTRAL SCHOOL DISTRICT, located in UTAH COUNTY, State of Utah.

IN TESTIMONY WHEREOF, I have hereunto set my hand, and affixed the Great Seal of the State of Utah this 17th day of April, 2025 at Salt Lake City, Utah.



A handwritten signature in black ink, reading "Deidre M. Henderson". The signature is written in a cursive style with a long, sweeping underline.

DEIDRE M. HENDERSON
Lieutenant Governor

Certification of the November 5, General Election


Board of Canvassers of Utah County, Utah

November 19, 2024 – 2:00PM

We, the Board of Canvassers of Utah County, Utah have declared elected or nominated those persons who had the highest number of votes; and sought election or nomination to an office completely within the board's jurisdiction.

We have reviewed the attached election results for the 2024 General Election. We certify the attached results, which may also be found by visiting Vote.Utahcounty.gov.

This concludes the report of the Utah County Board of Canvassers.



Skyler Beltran



Amelia Powers Gardner



Brandon B. Gordon



Aaron R. Davidson

Utah County Clerk

PROPOSITION 13

SARATOGA SPRINGS CITY, UTAH, RAP TAX ELECTION

NOVEMBER 5, 2024

Shall Saratoga Springs City, Utah, be authorized to impose a .1% sales and use tax for the purpose of financing recreational, zoological, botanical, and cultural facilities, and botanical, recreational, and cultural organizations within the City?

FOR THE ISSUANCE OF A .1% RAP SALES AND USE TAX

AGAINST THE ISSUANCE OF A .1% RAP SALES AND USE TAX

PROPOSITION 5

MAPLETON CITY, UTAH RAP TAX ELECTION

NOVEMBER 5, 2024

Shall Mapleton City, Utah, be authorized to impose a one-tenth of one percent (0.10%) sales and use tax for the purpose of funding recreational and cultural facilities in Mapleton City?

FOR AUTHORIZATION OF THE IMPOSITION OF A ONE-TENTH OF ONE PERCENT (0.10%)
RAP TAX

AGAINST AUTHORIZATION OF THE IMPOSITION OF A ONE-TENTH OF ONE PERCENT
(0.10%) RAP TAX

PROPOSITION 10

VINYARD CITY, UTAH, CHANGE FORM OF GOVERNMENT ELECTION

NOVEMBER 5, 2024

Shall Vineyard, Utah, change its form of government to the six-member council form in accordance with resolution 2024-21?

YES

NO

PROPOSITION 9

SPRING LAKE, UTAH, INCORPORATION ELECTION

NOVEMBER 5, 2024

Shall a new municipality be created from the area known as Spring Lake and congruent portions of unincorporated Utah County?

YES

NO

PROPOSITION 11

CREATION OF A NEW SCHOOL DISTRICT ELECTION

NOVEMBER 5, 2024

Shall a new school district be created from portions of the existing Alpine School District that would include the entire boundaries of the cities of Alpine, American Fork, Cedar Hills, Highland, Lehi, and the portion of the city of Draper located within Utah County, and certain portions of unincorporated Utah County that are currently in the central portion of Alpine School District?

YES

NO

PROPOSITION 14

CREATION OF A NEW SCHOOL DISTRICT ELECTION

NOVEMBER 5, 2024

Shall a new school district be created from portions of the existing Alpine School District that would include the entire boundaries of the cities of Cedar Fort, Eagle Mountain, Fairfield, and Saratoga Springs, and certain portions of unincorporated Utah County that are currently in the west portion of Alpine School District?

YES

NO

STATISTICS

	TOTAL
Registered Voters - Total	368,875
Ballots Cast - Total	308,981
Ballots Cast - Blank	17
Voter Turnout - Total	83.76%

U.S. President
Vote For 1

	TOTAL	VOTE %
REP DONALD J. TRUMP JD VANCE	203,476	66.65%
DEM KAMALA D. HARRIS TIM WALZ	84,937	27.82%
Write-In: UNCERTIFIED PRESIDENT WRITE-IN	7,128	2.34%
LIB CHASE OLIVER MIKE TER MAAT	4,397	1.44%
CON JOEL SKOUSEN RIK COMBS	2,164	0.71%
GRN JILL STEIN RUDOLPH WARE	1,582	0.52%
CLAUDIA DE LA CRUZ KARINA ALEXANDRA GARCIA	536	0.18%
LUCIFER "JUSTIN CASE" EVERYLOVE	470	0.15%
CORNEL RONALD WEST MELINA	382	0.13%
Write-In: PETER SONSKI LAUREN MICHELLE ONAK	155	0.05%
Write-In: STEVE M. JOHNSON	30	0.01%
Write-In: JAY J BOWMAN DE D.	13	0.00%
Write-In: FUTURE MADAM POTUS	1	0.00%
Write-In: BUDDIE ARDEN	0	0.00%
Write-In: SHONDRA YEVETTE	0	0.00%
Write-In: ANDRE RAMON MC NEIL	0	0.00%
Write-In Totals	7,327	2.40%
Not Assigned	0	0.00%
Total Votes Cast	305,271	100.00%
Overvotes	42	
Undervotes	3,668	
Contest Totals	308,981	

U.S. Senate

Vote For 1

	TOTAL	VOTE %
REP JOHN CURTIS	214,605	71.78%
DEM CAROLINE GLEICH	60,490	20.23%
IAP CARLTON E. BOWEN	21,419	7.16%
Write-In: UNCERTIFIED SENATE	2,376	0.79%
Write-In: LAIRD FETZER HAMBLIN	70	0.02%
Write-In Totals	2,446	0.82%
Not Assigned	0	0.00%
Total Votes Cast	298,960	100.00%
Overvotes	22	
Undervotes	9,999	
Contest Totals	308,981	

US House 3

Vote For 1

	TOTAL	VOTE %
REP MIKE KENNEDY	120,259	74.86%
DEM GLENN J. WRIGHT	40,389	25.14%
Total Votes Cast	160,648	100.00%
Overvotes	9	
Undervotes	8,800	
Contest Totals	169,457	

U.S. House 4
Vote For 1

	TOTAL	VOTE %
REP BURGESS OWENS	98,063	73.61%
DEM KATRINA FALICK-WANG	25,389	19.06%
UUP VAUGHN R COOK	7,511	5.64%
M. EVAN BULLARD	2,254	1.69%
Total Votes Cast	133,217	100.00%
Overvotes	40	
Undervotes	6,267	
Contest Totals	139,524	

Governor
Vote For 1

	TOTAL	VOTE %
REP SPENCER J. COX DEIDRE M.	171,100	57.10%
Write-In: PHIL LYMAN NATALIE	59,531	19.87%
DEM BRIAN SMITH KING REBEKAH	54,536	18.20%
LIB J. ROBERT LATHAM BARRY EVAN	7,664	2.56%
IAP TOMMY WILLIAMS ARCHIE A.	4,979	1.66%
TOM TOMENY WILLIAM LANSING	951	0.32%
Write-In: UNCERTIFIED GOVERNOR WRITE-IN	815	0.27%
Write-In: CHARLIE TAUTUAA SYLVIA MIERA FISK	99	0.03%
Write-In Totals	60,445	20.17%
Not Assigned	0	0.00%
Total Votes Cast	299,675	100.00%
Overvotes	34	
Undervotes	8,954	
Contest Totals	308,663	

Attorney General
Vote For 1

	TOTAL	VOTE %
REP DEREK BROWN	193,005	65.97%
DEM RUDY J BAUTISTA	51,326	17.54%
UUP MICHELLE QUIST	24,115	8.24%
AUSTIN HEPWORTH	12,635	4.32%
LIB W. ANDREW MCCULLOUGH	11,462	3.92%
Total Votes Cast	292,543	100.00%
Overvotes	27	
Undervotes	16,093	
Contest Totals	308,663	

State Auditor
Vote For 1

	TOTAL	VOTE %
REP TINA CANNON	212,000	73.85%
DEM CATHERINE VOUTAZ	59,852	20.85%
CON JEFFREY L. OSTLER	15,216	5.30%
Total Votes Cast	287,068	100.00%
Overvotes	6	
Undervotes	21,589	
Contest Totals	308,663	

State Treasurer

Vote For 1

	TOTAL	VOTE %
REP MARLO M. OAKS	215,313	75.53%
DEM NEIL A HANSEN	52,970	18.58%
UFP MILES POMEROY	16,772	5.88%
Total Votes Cast	285,055	100.00%
Overvotes	49	
Undervotes	23,559	
Contest Totals	308,663	

State Senate 22 (Multi-County)

Vote For 1

	TOTAL	VOTE %
REP HEIDI BALDERREE	40,636	100.00%
Total Votes Cast	40,636	100.00%
Overvotes	0	
Undervotes	12,155	
Contest Totals	52,791	

State Senate 24 (Multi-County)

Vote For 1

	TOTAL	VOTE %
REP KEVEN J STRATTON	23,385	65.90%
LORI ANDERSEN SPRUANCE	12,098	34.10%
Total Votes Cast	35,483	100.00%
Overvotes	1	
Undervotes	4,353	
Contest Totals	39,837	

State Senate 26 (Multi-County)

Vote For 1

	TOTAL	VOTE %
REP DAVID HINKINS	16,615	73.18%
DEM CORBIN DAVID FROST	4,566	20.11%
ORAN STAINBROOK	1,524	6.71%
Total Votes Cast	22,705	100.00%
Overvotes	0	
Undervotes	2,020	
Contest Totals	24,725	

State Senate 27 (Multi-County)

Vote For 1

	TOTAL	VOTE %
REP DERRIN R OWENS	4,501	100.00%
Total Votes Cast	4,501	100.00%
Overvotes	0	
Undervotes	1,145	
Contest Totals	5,646	

State Senate 25

Vote For 1

	TOTAL	VOTE %
REP MIKE MCKELL	38,597	78.74%
DEM ALAN DALE HANSEN	10,420	21.26%
Total Votes Cast	49,017	100.00%
Overvotes	2	
Undervotes	3,924	
Contest Totals	52,943	

State House 66 (Multi-County)

Vote For 1

	TOTAL	VOTE %
REP TROY SHELLEY	720	100.00%
Total Votes Cast	720	100.00%
Overvotes	0	
Undervotes	137	
Contest Totals	857	

State House 50

Vote For 1

	TOTAL	VOTE %
REP STEPHANIE GRICIUS	17,414	100.00%
Total Votes Cast	17,414	100.00%
Overvotes	0	
Undervotes	5,174	
Contest Totals	22,588	

State House 51

Vote For 1

	TOTAL	VOTE %
REP JEFFERSON R MOSS	20,013	100.00%
Total Votes Cast	20,013	100.00%
Overvotes	0	
Undervotes	5,711	
Contest Totals	25,724	

State House 52

Vote For 1

	TOTAL	VOTE %
REP CORY MALOY	15,166	73.60%
DEM MICHAEL KELLER	5,440	26.40%
Total Votes Cast	20,606	100.00%
Overvotes	0	
Undervotes	1,836	
Contest Totals	22,442	

State House 53

Vote For 1

	TOTAL	VOTE %
REP KAY JEFFERY CHRISTOFFERSON	15,791	80.02%
UUP ALEX DAY	3,943	19.98%
Total Votes Cast	19,734	100.00%
Overvotes	0	
Undervotes	2,180	
Contest Totals	21,914	

State House 54

Vote For 1

	TOTAL	VOTE %
REP BRADY BRAMMER	19,780	100.00%
Total Votes Cast	19,780	100.00%
Overvotes	0	
Undervotes	5,875	
Contest Totals	25,655	

State House 55

Vote For 1

	TOTAL	VOTE %
REP JON HAWKINS	16,745	100.00%
Total Votes Cast	16,745	100.00%
Overvotes	0	
Undervotes	4,828	
Contest Totals	21,573	

State House 56

Vote For 1

	TOTAL	VOTE %
REP VAL L PETERSON	12,338	100.00%
Total Votes Cast	12,338	100.00%
Overvotes	0	
Undervotes	4,196	
Contest Totals	16,534	

State House 57

Vote For 1

	TOTAL	VOTE %
REP NELSON ABBOTT	12,553	72.53%
DEM ALAN FRANK KEELE	4,755	27.47%
Total Votes Cast	17,308	100.00%
Overvotes	0	
Undervotes	1,603	
Contest Totals	18,911	

State House 58

Vote For 1

	TOTAL	VOTE %
REP DAVID SHALLENBERGER	16,431	76.15%
DEM JOSHUA SORENSEN	5,147	23.85%
Total Votes Cast	21,578	100.00%
Overvotes	1	
Undervotes	1,673	
Contest Totals	23,252	

State House 60

Vote For 1

	TOTAL	VOTE %
REP TYLER JAMES CLANCY	6,738	100.00%
Total Votes Cast	6,738	100.00%
Overvotes	0	
Undervotes	2,229	
Contest Totals	8,967	

State House 61

Vote For 1

	TOTAL	VOTE %
REP LISA SHEPHERD	11,946	100.00%
Total Votes Cast	11,946	100.00%
Overvotes	0	
Undervotes	3,901	
Contest Totals	15,847	

State House 62

Vote For 1

	TOTAL	VOTE %
REP NORM THURSTON	9,286	65.49%
DEM KEVIN SLATER	4,894	34.51%
Total Votes Cast	14,180	100.00%
Overvotes	1	
Undervotes	1,235	
Contest Totals	15,416	

State House 63

Vote For 1

	TOTAL	VOTE %
REP STEPHEN L. WHYTE	18,412	80.30%
DEM MARK YOUNGQUIST	4,518	19.70%
Total Votes Cast	22,930	100.00%
Overvotes	1	
Undervotes	1,805	
Contest Totals	24,736	

State House 64

Vote For 1

	TOTAL	VOTE %
REP JEFF BURTON	17,179	84.20%
DEM RICK TREVER DOUGAN	3,224	15.80%
Total Votes Cast	20,403	100.00%
Overvotes	1	
Undervotes	1,478	
Contest Totals	21,882	

State House 65

Vote For 1

	TOTAL	VOTE %
REP DOUGLAS R WELTON	17,734	84.02%
DEM JOSEPH M HANSEN	3,373	15.98%
Total Votes Cast	21,107	100.00%
Overvotes	1	
Undervotes	1,257	
Contest Totals	22,365	

State School Board 10 (Multi-County)

Vote For 1

	TOTAL	VOTE %
REP MATT HYMAS	30,872	74.28%
DEM DEBORAH L. GATRELL	10,690	25.72%
Total Votes Cast	41,562	100.00%
Overvotes	0	
Undervotes	3,452	
Contest Totals	45,014	

State School Board 12 (Multi-County)

Vote For 1

	TOTAL	VOTE %
REP COLE J. KELLEY	33,568	69.65%
JASON L ALLEN	14,630	30.35%
Total Votes Cast	48,198	100.00%
Overvotes	3	
Undervotes	5,849	
Contest Totals	54,050	

State School Board 13

Vote For 1

	TOTAL	VOTE %
REP RANDY BOOTHE	66,868	100.00%
Total Votes Cast	66,868	100.00%
Overvotes	0	
Undervotes	24,018	
Contest Totals	90,886	

County Commissioner Seat C

Vote For 1

	TOTAL	VOTE %
REP SKYLER M. BELTRAN	208,529	77.19%
UUP ALAN WESSMAN	61,604	22.81%
Total Votes Cast	270,133	100.00%
Overvotes	224	
Undervotes	38,306	
Contest Totals	308,663	

County Assessor

Vote For 1

	TOTAL	VOTE %
REP BURT GARFIELD	240,468	100.00%
Total Votes Cast	240,468	100.00%
Overvotes	0	
Undervotes	68,195	
Contest Totals	308,663	

County Recorder

Vote For 1

	TOTAL	VOTE %
REP ANDREA ALLEN	240,563	100.00%
Total Votes Cast	240,563	100.00%
Overvotes	0	
Undervotes	68,100	
Contest Totals	308,663	

County Surveyor

Vote For 1

	TOTAL	VOTE %
REP ANTHONY D CANTO	239,836	100.00%
Total Votes Cast	239,836	100.00%
Overvotes	0	
Undervotes	68,827	
Contest Totals	308,663	

County Treasurer

Vote For 1

	TOTAL	VOTE %
REP KIM T JACKSON	239,887	100.00%
Total Votes Cast	239,887	100.00%
Overvotes	0	
Undervotes	68,776	
Contest Totals	308,663	

School Board Alpine 3

Vote For 1

	TOTAL	VOTE %
STACY BATEMAN	14,186	62.66%
BRIAN BIRD	8,454	37.34%
Total Votes Cast	22,640	100.00%
Overvotes	6	
Undervotes	5,310	
Contest Totals	27,956	

School Board Alpine 5

Vote For 1

	TOTAL	VOTE %
MARK CLEMENT	15,147	65.06%
JOHN T. GADD	8,135	34.94%
Total Votes Cast	23,282	100.00%
Overvotes	5	
Undervotes	4,943	
Contest Totals	28,230	

School Board Alpine 6

Vote For 1

	TOTAL	VOTE %
EMILY PETERSON	12,341	59.00%
SARA M. HACKEN	8,576	41.00%
Total Votes Cast	20,917	100.00%
Overvotes	17	
Undervotes	4,879	
Contest Totals	25,813	

School Board Nebo 1

Vote For 1

	TOTAL	VOTE %
BRIAN FARNSWORTH ROWLEY	7,053	77.76%
LAUREN R. DROWN	2,017	22.24%
Total Votes Cast	9,070	100.00%
Overvotes	8	
Undervotes	1,921	
Contest Totals	10,999	

School Board Nebo 3

Vote For 1

	TOTAL	VOTE %
SHAUNA J WARNICK	7,969	100.00%
Total Votes Cast	7,969	100.00%
Overvotes	0	
Undervotes	2,711	
Contest Totals	10,680	

School Board Nebo 6

Vote For 1

	TOTAL	VOTE %
JOHN STEWART TAYLOR	6,104	100.00%
Total Votes Cast	6,104	100.00%
Overvotes	0	
Undervotes	2,406	
Contest Totals	8,510	

School Board Nebo 7

Vote For 1

	TOTAL	VOTE %
B. SCOTT WILSON	5,410	62.88%
CARMA HEIMULI	3,193	37.12%
Total Votes Cast	8,603	100.00%
Overvotes	5	
Undervotes	1,483	
Contest Totals	10,091	

School Board Provo 5

Vote For 1

	TOTAL	VOTE %
TERI MCCABE	2,635	63.80%
CHRIS CASTLE	1,495	36.20%
Total Votes Cast	4,130	100.00%
Overvotes	5	
Undervotes	1,071	
Contest Totals	5,206	

School Board Provo 6

Vote For 1

	TOTAL	VOTE %
EMILY GARDNER HARRISON	5,119	100.00%
Total Votes Cast	5,119	100.00%
Overvotes	0	
Undervotes	2,115	
Contest Totals	7,234	

School Board Provo 7

Vote For 1

	TOTAL	VOTE %
GINA PURCELL HALES	2,372	100.00%
Total Votes Cast	2,372	100.00%
Overvotes	0	
Undervotes	1,103	
Contest Totals	3,475	

MATTHEW B. DURRANT Retention

Vote For 1

	TOTAL	VOTE %
YES	205,394	80.30%
NO	50,399	19.70%
Total Votes Cast	255,793	100.00%
Overvotes	40	
Undervotes	52,830	
Contest Totals	308,663	

RYAN D. TENNEY Retention

Vote For 1

	TOTAL	VOTE %
YES	201,808	80.47%
NO	48,971	19.53%
Total Votes Cast	250,779	100.00%
Overvotes	29	
Undervotes	57,855	
Contest Totals	308,663	

CHRISTINE S. JOHNSON Retention

Vote For 1

	TOTAL	VOTE %
YES	199,522	80.09%
NO	49,597	19.91%
Total Votes Cast	249,119	100.00%
Overvotes	33	
Undervotes	59,511	
Contest Totals	308,663	

JENNIFER A. MABEY Retention

Vote For 1

	TOTAL	VOTE %
YES	196,603	79.69%
NO	50,101	20.31%
Total Votes Cast	246,704	100.00%
Overvotes	27	
Undervotes	61,932	
Contest Totals	308,663	

ROGER WADSWORTH GRIFFIN Retention

Vote For 1

	TOTAL	VOTE %
YES	187,009	76.11%
NO	58,697	23.89%
Total Votes Cast	245,706	100.00%
Overvotes	29	
Undervotes	62,928	
Contest Totals	308,663	

SEAN M. PETERSEN Retention

Vote For 1

	TOTAL	VOTE %
YES	194,228	78.95%
NO	51,784	21.05%
Total Votes Cast	246,012	100.00%
Overvotes	39	
Undervotes	62,612	
Contest Totals	308,663	

DEREK P. PULLAN Retention

Vote For 1

	TOTAL	VOTE %
YES	182,983	74.41%
NO	62,940	25.59%
Total Votes Cast	245,923	100.00%
Overvotes	38	
Undervotes	62,702	
Contest Totals	308,663	

DENISE M. PORTER Retention

Vote For 1

	TOTAL	VOTE %
YES	196,073	79.77%
NO	49,734	20.23%
Total Votes Cast	245,807	100.00%
Overvotes	43	
Undervotes	62,813	
Contest Totals	308,663	

BRENT H. BARTHOLOMEW Retention

Vote For 1

	TOTAL	VOTE %
YES	195,578	79.39%
NO	50,760	20.61%
Total Votes Cast	246,338	100.00%
Overvotes	64	
Undervotes	62,261	
Contest Totals	308,663	

ANN P. BOYLE Retention

Vote For 1

	TOTAL	VOTE %
YES	13,707	78.62%
NO	3,727	21.38%
Total Votes Cast	17,434	100.00%
Overvotes	4	
Undervotes	4,380	
Contest Totals	21,818	

ERIC STEPHEN JEWELL Retention

Vote For 1

	TOTAL	VOTE %
YES	194,905	80.03%
NO	48,627	19.97%
Total Votes Cast	243,532	100.00%
Overvotes	15	
Undervotes	65,116	
Contest Totals	308,663	

Constitutional Amendment B

Vote For 1

	TOTAL	VOTE %
FOR	208,550	73.47%
AGAINST	75,311	26.53%
Total Votes Cast	283,861	100.00%
Overvotes	30	
Undervotes	24,772	
Contest Totals	308,663	

Constitutional Amendment C

Vote For 1

	TOTAL	VOTE %
FOR	233,499	82.40%
AGAINST	49,860	17.60%
Total Votes Cast	283,359	100.00%
Overvotes	16	
Undervotes	25,288	
Contest Totals	308,663	

PROPOSITION #5

Vote For 1

	TOTAL	VOTE %
FOR AUTHORIZATION OF THE IMPOSITION OF A ONE-TENTH OF ONE PERCENT (0.10%) RAP TAX	4,051	51.49%
AGAINST AUTHORIZATION OF THE IMPOSITION OF A ONE-TENTH OF ONE PERCENT (0.10%) RAP TAX	3,816	48.51%
Total Votes Cast	7,867	100.00%
Overvotes	0	
Undervotes	471	
Contest Totals	8,338	

PROPOSITION #9

Vote For 1

	TOTAL	VOTE %
YES	229	66.18%
NO	117	33.82%
Total Votes Cast	346	100.00%
Overvotes	0	
Undervotes	6	
Contest Totals	352	

PROPOSITION #10

Vote For 1

	TOTAL	VOTE %
YES	3,561	74.09%
NO	1,245	25.91%
Total Votes Cast	4,806	100.00%
Overvotes	0	
Undervotes	683	
Contest Totals	5,489	

PROPOSITION #11

Vote For 1

	TOTAL	VOTE %
YES	44,349	57.61%
NO	32,639	42.39%
Total Votes Cast	76,988	100.00%
Overvotes	4	
Undervotes	4,350	
Contest Totals	81,342	

PROPOSITION #13

Vote For 1

	TOTAL	VOTE %
FOR THE ISSUANCE OF A 0.1% RAP SALES AND USE TAX	12,124	58.07%
AGAINST THE ISSUANCE OF A 0.1% RAP SALES AND USE TAX	8,755	41.93%
Total Votes Cast	20,879	100.00%
Overvotes	0	
Undervotes	939	
Contest Totals	21,818	

PROPOSITION #14

Vote For 1

	TOTAL	VOTE %
YES	26,228	61.53%
NO	16,395	38.47%
Total Votes Cast	42,623	100.00%
Overvotes	0	
Undervotes	1,867	
Contest Totals	44,490	



Utah Retirement Systems

Retirement Office

560 East 200 South | Salt Lake City, UT 84102-2021
801-366-7700 | 800-365-8772 | Fax: 801-366-7734
www.urs.org

Daniel D. Andersen
Executive Director

PEHP Health & Benefits

560 East 200 South | Salt Lake City, UT 84102-2004
801-366-7500 | 800-365-8772 | Fax: 801-366-7596
www.pehp.org

R. Chet Loftis
Managing Director

March 25, 2025

Sent Via Email to: jwalker@lehi-ut.gov

Central School District
Jason Walker
Lehi City Administrator
153 N. 100 E.
Lehi, UT 84043

RE: Eligibility for Participation of a Newly Created Entity in the Utah State Retirement Systems

Dear Mr. Walker:

When a governmental entity is being incorporated or created, Utah law requires the Utah State Retirement Office ("Office") to provide a letter to that entity identifying the potential provisions under Utah Code Title 49, Utah State Retirement and Insurance Benefit Act ("Retirement Act"), with which it shall comply. See Utah Code Ann. § 67-1a-6.5(3)(d). This letter serves as the official notice for Central School District, a newly created school district.

Based upon the information provided, the Office has determined that Central School District is an "employer" under the Retirement Act as a political subdivision of the state by virtue of its status as a school district. Accordingly, Central School District must comply with the participation requirements of the Retirement Act.

This does not mean that Central School District must provide retirement benefits to its employees. However, at the present time and throughout the future, Central School District is required by law to participate with URS if and when it offers any type of retirement benefit to its employees.

Central School District may not currently have employees or may have not yet elected to provide a retirement benefit to its employees. Please be aware, it is not the obligation of the Office to monitor the activities of Central School District. By law, it is Central School District's obligation to apply for membership with URS if and when it chooses to provide a retirement benefit to its employees.

Once Central School District begins participation with URS, its public employees will be covered under either the Tier 1 or Tier 2 public employee retirement systems, as described in the Retirement Act. If Central School District employs public safety or firefighter service employees, those employees will be covered under the separate Tier 1 or Tier 2 systems for public safety and/or firefighter service employees described in the Retirement Act.

In addition, Participating Employers of URS are required by Utah Code Ann. § 49-11-606 to “cover all employees eligible for service credit under this title.” As such, once admitted as a participating employer, Central School District will be required to cover all eligible employees, pursuant to the eligibility rules found in the Retirement Act.

Please note that the above-referenced laws are those used to determine eligibility for participation and are not the only laws with which a participating employer must comply. Participating employers are required to “inform themselves of their rights and obligations” under Title 49 and should become familiar with all provisions of the Retirement Act. Once Central School District is admitted into the system, URS provides education about the requirements with which Central School District must comply as a participating employer.

Additionally, please be aware that should Central School District fail to participate with URS while offering another retirement benefit to its employees, Central School District’s employees may have a claim against it for service credit under the Retirement Act, which the Office is required to enforce. Under the Retirement Act, such a claim would include all past employer contributions, interest, and in some cases, penalties. See Utah Code Ann. § 49-11-601(3).

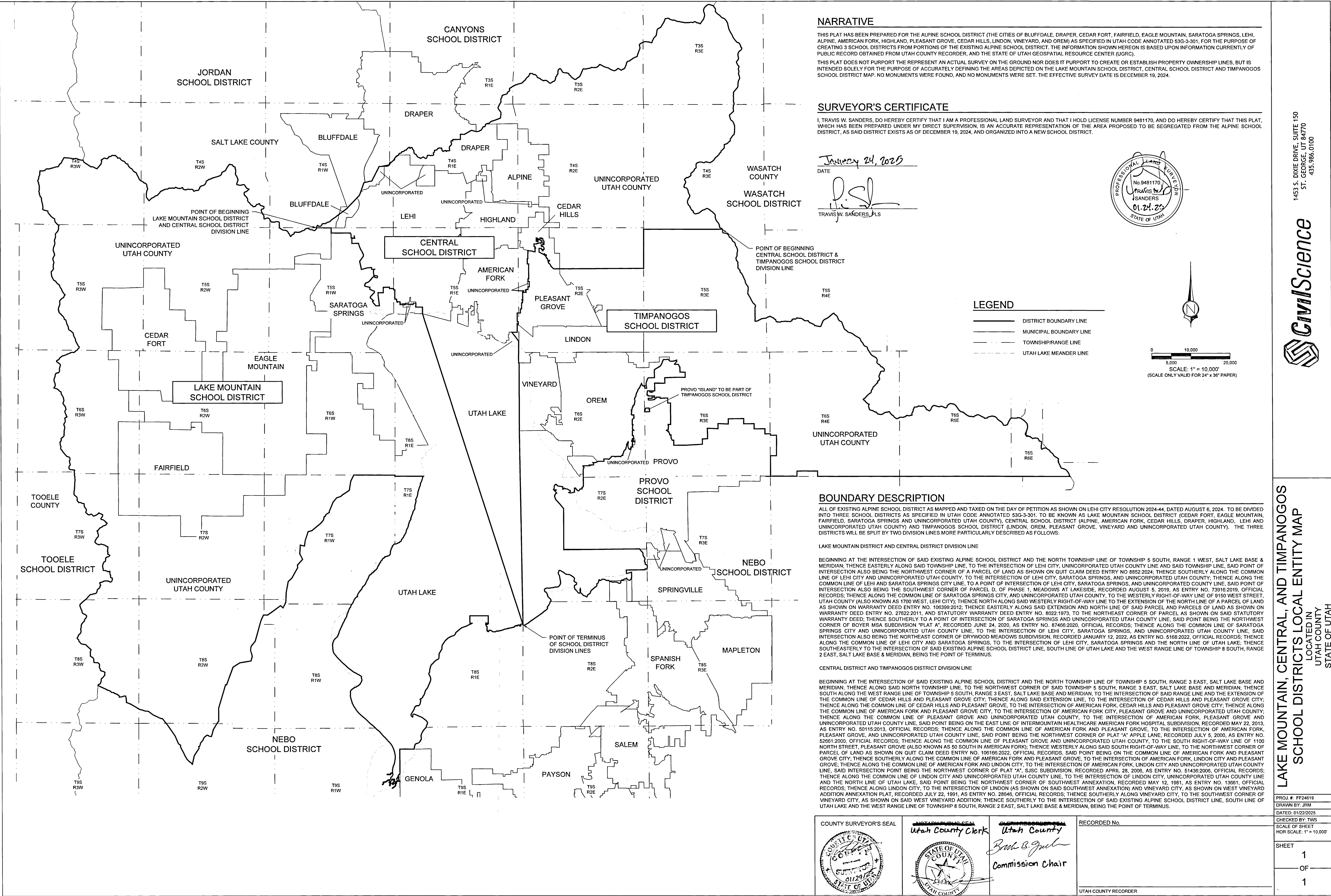
Please do not hesitate to contact me if you have any questions.

Sincerely,

/s/ Daniel D. Andersen

Daniel D. Andersen
Executive Director
Utah State Retirement Office



cc: Dee Larsen, URS General Counsel
James D. Hammer, URS Employer Services Director



1453 S. DIXIE DRIVE, SUITE 150
ST. GEORGE, UT 84770
435.986.0100



LAKE MOUNTAIN, CENTRAL, AND TIMPANOGOS
SCHOOL DISTRICTS LOCAL ENTITY MAP
LOCATED IN
UTAH COUNTY
STATE OF UTAH



Commission Chair

RECORDED No.	
UTAH COUNTY RECORDER	

SHEET	1
OF	1

NOTICE OF IMPENDING BOUNDARY ACTION**TO: The Lieutenant Governor, State of Utah**

NOTICE IS HEREBY GIVEN that voters in Utah County created the following three new school districts: **Lake Mountain School District; Central School District; and Timpanogos School District.** Pursuant to UCA 53G-3-301, the three new districts were created from the exiting Alpine School District by interlocal agreements of the following municipalities: Saratoga Springs, Eagle Mountain, Fairfield, Lehi, Cedar Hills, Highland, Alpine, American Fork and Draper.

In accordance with UCA 53G-3-301(4) and 53G-3-203, the Utah County Board of County Commissioners hereby certifies that upon information and belief all applicable requirements have been met for the creation of the new school districts. Utah County makes no representations or warranties as to the accuracy or veracity of the documents submitted by the applicants or the actions taken by the applicants in the creation process. This certification is based on the interlocal agreements, the proposed plat and the election results.

Accompanying this Notice is a copy of the Final Local Entity Plat which has been approved by the Utah County Surveyor. The Applicants have requested the issuance of a certificate from the Lieutenant Governor pursuant to and in conformance with UCA 67-1a-6.5.

Dated this 12th day of February, 2025,

BOARD OF COUNTY COMMISSIONERS,
UTAH COUNTY, UTAH

DocuSigned by:

Brandon B. Gordon

FCC2EE5B8EA4AD

BRANDON B. GORDON, Chair

ATTEST:

AARON R. DAVIDSON

Utah County Clerk

Signed by:



APPROVED AS TO FORM AND LEGALITY:

JEFFREY S. GRAY

Utah County Attorney

By:

Signed by:

Jolynn Clegg

EFFB899582484FB...

Deputy Clerk

By:

DocuSigned by:

Paul Jones

D44AEF6893704DE...

Deputy County Attorney